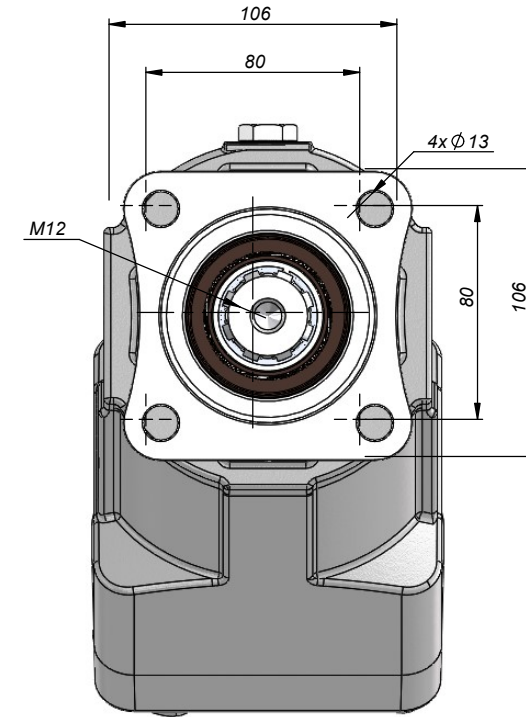
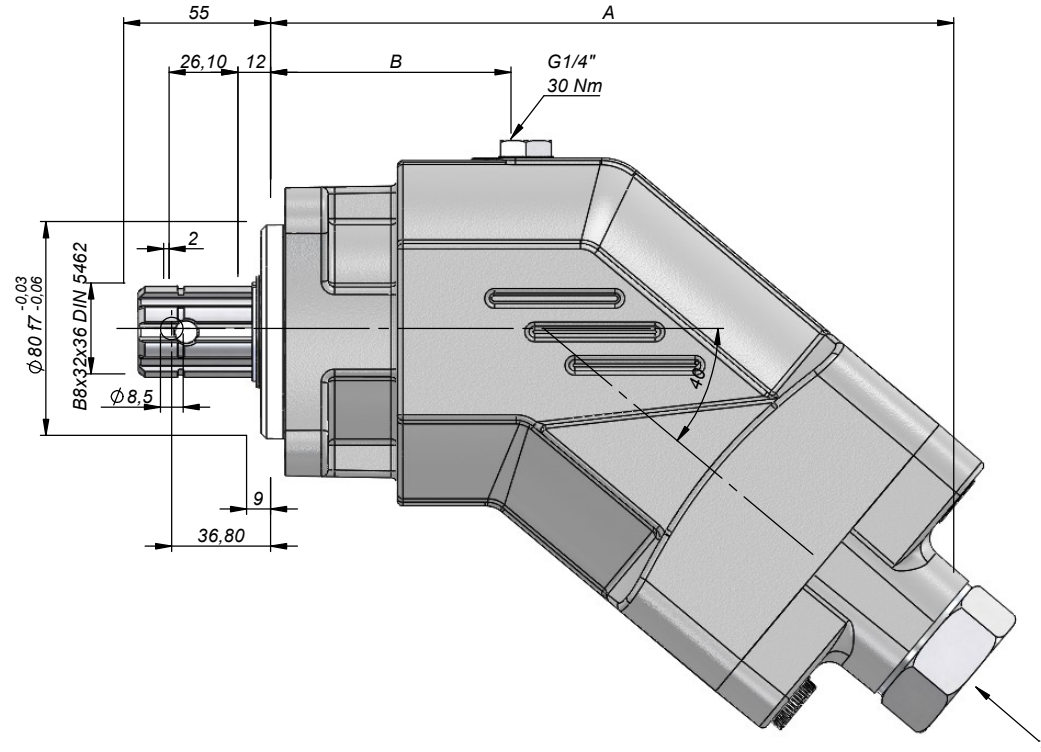
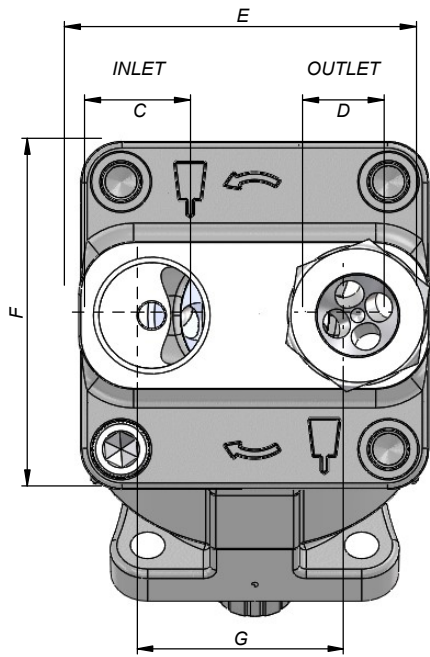


BENT AXIS PISTON PUMP



Tightening Torque Of The Plugs

G1/2"	55-65Nm
G3/4"	90-100Nm
G1"	135-160Nm
G1 1/4"	200-230Nm

Code	Displacement (cm ³ /rev)	Max.Continuous Pressure	Max.Peak pressure	Max. speed (RPM)		A (mm)	B (mm)	C (inch)	D (inch)	E (mm)	F (mm)	G (mm)		
				nom	max									
T-PPBA-23-350AL	23	350	400	3050	4300	180	58	G3/4"	G1/2"	89	89	52		
T-PPBA-32-350AL	32			2750	3900									
T-PPBA-45-350AL	45			2650	3800	210	78	G1"	G3/4"	108,70	108,70	59		
T-PPBA-56-350AL	56			2550	3700									
T-PPBA-63-350AL	63			2200	3200	218	80	G1 1/4"	G1"	110,50	108	64		
T-PPBA-80-350AL	80			2150	3100									
T-PPBA-107-350AL	107			250	300	1750	2500	255	94	G1 1/4"	G1"	127	118	69
T-PPBA-125-250AL	125											131,60	130	77

